

**SKILL LEVEL**

☐ Beginner ☒ **Intermediate** ☐ Advanced ☐ Expert

# CURVED-FRONT ASH CABINET

**What's Included:**

- Detailed measurements



The Taunton Press  
Inspiration for hands-on living®

©2018 The Taunton Press



Tom McLaughlin uses American ash to build a hanging bow-front cabinet featuring handcrafted proud dovetails and a hidden magnet catch. The bow-front door is laminated from layers of veneer.

Finished size: 4-15/16 in. deep by 14 in. wide by 22 in. tall

**WOODCRAFT**  
Helping You Make Wood Work®




# Fine Woodworking

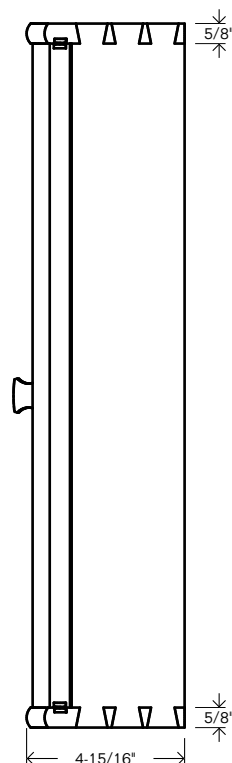
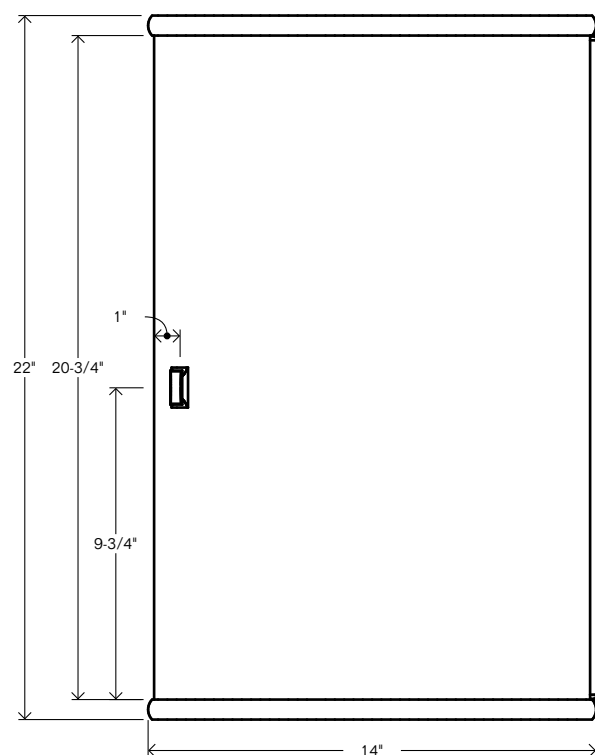
## Curved Front Ash Cabinet from Rough Cut with Fine Woodworking

By Tom McLaughlin

Drawings by David Richards

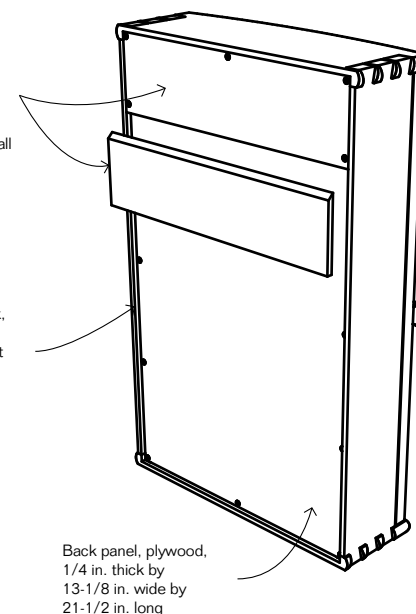


		Materials		
Qty	Description	Thickness	Width	Length
2	Top & Bottom	5/8 in.	4-15/16 in.	14 in.
1	Side	5/8 in.	3-5/8 in.	22 in.
2	Shelf	1/2 in.	3-7/16 in.	12 3/8 in.
5	Bending ply	1/8 in.	14 in.	21 in.
2	Veneer door faces		14 in.	21 in.
1	Door edging sides	1/8 in.	5/8 in.	20-3/4 in.
2	Door edging top & bottom	1/8 in.	1-1/4 in.	13-3/8 in.
1	Back panel	1/4 in.	13-1/8 in.	21-1/2 in.
2	Cleat	1/4 in.	3-5/8 in.	13-1/8 in.
1	Knob	1/2 in.	1-1/4 in.	1-7/16 in.
2	Straight Pivot Hinge	Brusso ST-18 or equivalent		
1	Rare earth magnet	3/8 in. dia. by 1/8 in. thick		
1	Wood plug	3/8 in. dia. by 1/8 in. thick, shop made		
8	Shelf pin	3mm dia.		
12	Flat head wood screw	#6 by 5/8 in. long		



Cleat, plywood,  
1/4 in. thick by  
3-5/8 in. wide by  
13-1/8 in. long,  
with opposing bevels,  
lower cleat mounts on wall

Rabbet for back,  
1/2 in. deep by  
3/8 in. wide, cut  
after case is  
assembled



Back panel, plywood,  
1/4 in. thick by  
13-1/8 in. wide by  
21-1/2 in. long

